



PRINT |

HOME | WHAT'S NEW | SEARCH | HELP & INSTRUCTIONS | LOGOUT

POLICIES & PROCEDURES | STANDARDS & GUIDELINES | SURVEY TOOL | ORGANIZATION BACKGROUND | RESULTS | APPENDICES | GLOSSARY | INDEX




[Return to Results Index](#)

STATUS | SUMMARIZED & DETAILED RESULTS | MUST PASS RESULTS | RECOMMENDATIONS

2008 Standards for Organization Certification

Results by category

Click on the category link below to view results for each Standard in a category.

Internal Quality Improvement Process	6.37	6.37		100.00%
Utilization Management	75.56	80.87		93.44%
Members' Rights and Responsibilities	12.75	12.75		100.00%
TOTAL	94.69	100.00		94.69%

*For display purposes only, all points are truncated to 2 decimal places. When actually scoring, NCQA does not round or truncate.

© 2002 – 2010 by National Committee for Quality Assurance, Patent Pending
 Use of this Web site/application constitutes acceptance of the [License Agreement](#) and [Privacy Policy](#)



PRINT |

HOME | WHAT'S NEW | SEARCH | HELP & INSTRUCTIONS | LOGOUT

POLICIES & PROCEDURES | STANDARDS & GUIDELINES | SURVEY TOOL | ORGANIZATION BACKGROUND | RESULTS | APPENDICES | GLOSSARY | INDEX




[Return to Results Index](#)

STATUS | SUMMARIZED & DETAILED RESULTS | MUST PASS RESULTS | RECOMMENDATIONS

2008 Standards for Organization Certification

Results by category

Click on the category link below to view results for each Standard in a category.

Credentiaing	72.10	72.10		100.00%
Internal Quality Improvement Process	18.90	18.90		100.00%
Protecting Credentialing Information	9.00	9.00		100.00%
TOTAL	100.00	100.00		100%

*For display purposes only, all points are truncated to 2 decimal places. When actually scoring, NCQA does not round or truncate.

© 2002 – 2010 by National Committee for Quality Assurance, Patent Pending
 Use of this Web site/application constitutes acceptance of the [License Agreement](#) and [Privacy Policy](#)